

**LUNENBURG COUNTY BOARD OF SUPERVISORS**  
**LUNENBURG COURTS BUILDING, LUNENBURG, VIRGINIA**  
*December 13, 2018 Meeting*

**6:00PM**

1. Call to Order
2. Invocation/Pledge of Allegiance: Chairman Slayton
3. Requests for Additions to the Agenda
4. Conflict of Interest Statements & Organizational Matters
5. Consent Agenda:
  - A) Minutes of November 8, 2018 Meeting
  - B) Warrants for Approval November 2018
  - C) Treasurer's Reports October 2018
6. Virginia Department of Transportation
7. Lunenburg County School Board
8. County Offices and Departments
  - A) Non-profit Tax Abatement - Commissioner of the Revenue
  - B) Sheriff's Office - Donation
9. Next Gen 9-1-1 Migration Proposal and Deployment
10. FY2018 Financial Audit Presentation-Robinson Farmer Cox Assoc.
  - A) Southside Soil & Water Conservation - Annual Report
  - B) Piedmont Court Services - Annual Report
11. Planning and Economic Development Update
12. Administrator's Update
13. County Attorney Update
14. Closed Session Items (if necessary)
15. Other Business (per Board approval)
16. Adjournment



# **Consent Agenda:**

- A) Minutes of November 8, 2018 Meeting**
- B) Warrants for Approval November 2018**
- C) Treasurer's Reports October 2018**



LUNENBURG COUNTY BOARD OF SUPERVISORS  
GENERAL DISTRICT COURTROOM  
LUNENBURG COURTS BUILDING  
LUNENBURG, VIRGINIA

**DRAFT**

Minutes of November 8, 2018 Meeting

The regularly scheduled meeting of the Lunenburg County Board of Supervisors was held on Thursday, November 8, 2018 at 6:00 pm in the General District Courtroom, Lunenburg Courts Building, Lunenburg, Virginia. The following members were present: Supervisors Edward Pennington, Frank Bacon, Charles R. Slayton, Mike Hankins, Alvester Edmonds, Robert Zava, County Administrator Tracy M. Gee, Deputy County Administrator Nicole Clark, and County Attorney Frank Rennie.

Chairman Slayton called the meeting to order.

Supervisor Hankins gave the invocation and led the pledge of allegiance.

Chairman Slayton requested additions to the agenda from the Board and the public. Ms. Trudy Berry was added as 10E regarding landfills. Administrator Gee requested that the Abstract of votes be added as 14A.

Supervisor Pennington made motion, seconded by Supervisor Edmonds and unanimously approved, to accept the Consent Agenda to include the Minutes of the September 13, 2018 meeting, the Treasurer's August & September 2018 reports and the following Warrants for Approval:

Additions for June 2018 printed in September 2018:

(for inclusion in FY18 expenses)

Accounts Payable: invoices on #56615, 56561, 56600, and 56603 \$ 19,895.30

September 2018:

Payroll:	Direct Deposit	\$ 125,576.21
Payroll Taxes Federal:		\$ 39,101.98
Payroll Taxes State:		\$ 6,996.01
Payroll VRS payment:		\$ 25,050.75
Payroll ICMA-RC payment:		\$ 412.86
Accounts Payable: #56556-56665		\$ <u>260,540.78</u>

September Total: \$ 477,573.89

October 2018:

Payroll Direct Deposit:	\$ 128,547.51
Payroll Taxes Federal:	\$ 40,134.49
Payroll Taxes State:	\$ 7,209.08
Payroll VRS payment:	\$ 25,087.03
Payroll ICMA-RC payment:	\$ 412.86
Payroll Health Savings Deposits:	\$ 6,482.59
Accounts Payable: #56666-56791	\$ <u>408,770.74</u>

Total: \$ 616,644.30

Supervisor Bacon made a motion, seconded by Supervisor Edmonds and unanimously approved, to enter Public Hearing regarding a Conditional Use Permit Applications for two family cemeteries.



Mr. Glenn Millican, County Planner, explained that the first Conditional Use Permit Application was for Sylvester J. Holmes to locate a family cemetery on Parcel 044-0A-059; 2563 Old Mansion Road, Lunenburg, VA 23952, consisting of 152.39 acres. He continued that the second Conditional Use Permit Application was for Dennis Jones to locate a family cemetery on Parcel 068-0A-0-10D; 3003 Plank Road, Kenbridge, VA 23944, consisting of 33.10 acres. Mr. Millican advised that the Planning Commission voted to recommend both applications for approval.

Mrs. Delbora H. Jones, sister of Mr. Sylvester J. Holmes and resident of 251 Dusty Lane, Kenbridge, thanked the Board for consideration of the application. She advised that her brother has recently passed away and she would like to follow through with his wishes by placing his remains in a family cemetery.

Supervisor Bacon made a motion, seconded by Supervisor Edmonds and unanimously approved, to exit Public Hearing regarding a Conditional Use Permit Applications for two family cemeteries.

Supervisor Bacon made a motion, seconded by Supervisor Edmonds and unanimously approved, to approve a Conditional Use Permit Application for Sylvester J. Holmes to locate a family cemetery on Parcel 044-0A-059; 2563 Old Mansion Road, Lunenburg, VA 23952, consisting of 152.39 acres.

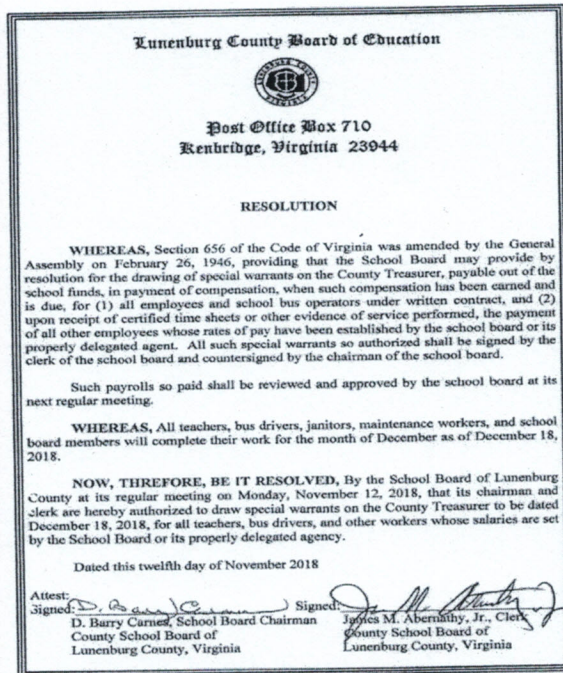
Supervisor Bacon made a motion, seconded by Supervisor Edmonds and unanimously approved, to approve a Conditional Use Permit Application for Dennis Jones to locate a family cemetery on Parcel 068-0A-0-10D; 3003 Plank Road, Kenbridge, VA 23944, consisting of 33.10 acres.

Mrs. Melody Foster and Mr. Andre' Gilliam of the Commonwealth Regional Council presented an update on the Lunenburg/Kenbridge/Victoria Joint Comprehensive Plan. They noted that representatives from the county and two towns had been meeting over the past two years to update the plan. Mrs. Foster and Mr. Gilliam reviewed demographic information, community resources, and similar trends that were used in updates to the plan. They detailed goals, objectives, strategies, and a capital improvement plan that will be a part of the updated joint comprehensive plan. Mrs. Foster stated that the working committee will hold another meeting in December to make final adjustments to the plan. She hopes that both Towns and the Board of Supervisors will consider holding public hearings on the plan in January or February of 2019.

Mr. Billy Smith of VDOT provided the monthly report. He noted that due to the recent storms VDOT has been very busy over the past weeks cleaning up trees and limbs. He added that some roads were closed for extended periods due to damage from heavy rains and tree debris. Mr. Smith stated that six bridges were severely damaged within the county and had to be repaired and inspected before reopening. He commented that they recruited assistance from crews and supplies in other areas. Mr. Smith complimented the dedicated staff that worked during and after the storms to make roads passable for travelers.

Mr. Charles Berkley, School Superintendent, presented his monthly report. He advised that enrollment is up and they are currently well within the adopted budget. Mr. Berkley remarked that all schools recently had an excellent turnout for their Parent/Teacher Conferences. He discussed numerous events throughout the school over the recent month. He added that the final phase of Central's Courtyard Project is underway. Mr. Berkley explained that the School Resource Officer grant for the elementary schools was approved. The officer will start the following week splitting time between the two elementary schools in the county. Mr. Berkley stated that state and local legislators have been invited to tour the schools on November 30<sup>th</sup> at 10 a.m. He invited the Board to join them. Mr. Berkley requested the Board's approval of an early December pay date of December 18, 2018 for all school personnel, which coincides with the last day of school.





Supervisor Bacon made a motion, seconded by Supervisor Edmonds and unanimously approved, to accept an early December pay date of December 18, 2018 for all school personnel, which coincides with the last day of school.

Administrator Gee commented that the county typically coincides December pay date with the school system. This year she is requesting that the county's pay date coincide with the county's last working day before the Christmas holiday of Friday, December 21<sup>st</sup>.

Supervisor Bacon made a motion, seconded by Supervisor Edmonds and unanimously approved, to accept an early December pay date of December 21, 2018 for all county personnel, which coincides with the last working day before Christmas.

Administrator Gee directed the Board to the Statement of Agreement between the Virginia Department of Health and Lunenburg County for Fiscal Year 2019. She noted that their request of \$107,500 was under budget and requested approval.

Supervisor Bacon made a motion, seconded by Supervisor Pennington and unanimously approved, to approve the Statement of Agreement between the Virginia Department of Health and Lunenburg County for Fiscal Year 2019 and authorize Administrator Gee to sign the agreement.

Administrator Gee advised that she has received notice from DMV that Lunenburg is due \$105.00 from the Dog and Cat Sterilization Fund. Also the Treasurer's Office has received \$47.50 from the Department of Taxation for the Spay and Neuter Fund. These funds come from donations via state tax returns. She requested the Board accept both amounts and forward to the Southside SPCA to assist in providing low-cost spay and neuter procedures.

Supervisor Bacon made a motion, seconded by Supervisor Edmonds and unanimously approved, to accept \$105.00 from the DMV Dog and Cat Sterilization Fund and \$47.50 from the Department of Taxation Spay and Neuter Fund and forward the funds to Southside SPCA to assist in providing low-cost spay and neuter surgeries.

Administrator Gee reminded the Board of a motion made on February 15, 2015 to remove all restriction on alcohol sales in the county. The assumption was that "alcohol sales" would include beer, wine and mixed beverages.



Administrator Gee explained that Agent Velvin of the ABC Authority had requested that the Board clarify "alcohol sales", as the repealed County Code 6-1 only referred to beer and wine only.

Supervisor Bacon made a motion, seconded by Supervisor Hoover and unanimously approved, to amend the motion from February 15, 2015 to read "remove the County from placing any restrictions on alcohol sales, to include beer, wine and mixed beverages; making Lunenburg a 'wet' county."

Administrator Gee stated that she only received one proposal from the recent RFP for carpet cleaning at the Courthouse Complex. The quote was from Southern Maintenance Service at a cost of \$2,600 semi-annually.

Supervisor Bacon made a motion, seconded by Supervisor Pennington and unanimously approved, to accept the quote from Southern Maintenance Service at a cost of \$2,600 semi-annually for carpet cleaning services.

Administrator Gee commented that the intake number of the tonnage report from the landfill had increased. She noted that payments from CFS are also past due. County Attorney Rennie stated that if the payment is not received by the first of the following week, he will continue with a legal request for payment.

Ms. Trudy Berry of Bethel Church Road approached the Board regarding landfills. She noted that she has been researching landfills recently and the effects they may have over time. She advised that there will be a public meeting the following week regarding the Weaver Landfill which previously operated in Lunenburg on Shelburne Road. She encouraged the Board to attend the meeting. Administrator Gee added that a copy of the notice of the meeting was included in the Board packet. She advised that Weaver Landfill has petitioned DEQ to terminate post-closure care activities at the landfill. The meeting will allow the public to comment and further discuss continued monitoring. Administrator Gee stated that she planned to attend the meeting.

Mr. Charles Johnson of 2118 Springfield Road spoke to the Board regarding his property assessment. He said that during the recent reassessment process, he discovered that he has been taxed for timber which is not actually on his property for 12 years. He stated that the value of the timber has since been removed from his assessment, but he would like a reimbursement for the 12 years in which he paid taxes on the timber. Supervisor Edmonds suggested that he meet with the Commissioner of the Revenue's office to review documents and allow the Commissioner to revisit the issue with the Board after that meeting. Mr. Johnson agreed to meet with the Commissioner of the Revenue to try to straighten out the discrepancy.

Administrator Gee shared a letter from Shannon Dion, Director of the Department of Criminal Justice Services, advising that the county had been approved for the School Resource Officer/School Security Officer Grant Program in the amount of \$42,235 in State Special Funds and \$14,265 in Matching Fund for a total award of \$56,500. She added that the Sheriff's department currently has extra funds in their budget to accompany the grant to fund the additional benefits not covered for a full-time position.

Supervisor Bacon made a motion, seconded by Supervisor Edmonds and unanimously approved, to accept the funds for the School Resource Officer/School Security Officer Grant Program in the amount of \$42,235 in State Special Funds and \$14,265 in Matching Fund for a total award of \$56,500.

Administrator Gee noted that Sergeant Kevin Abernathy has received notice of Highway Safety Grant awards. The county has been awarded \$15,440 in funds for Speed Selective Enforcement and \$11,287 in funds for Alcohol Selective Enforcement.

Supervisor Bacon made a motion, seconded by Supervisor Pennington and unanimously approved, to accept the grant amount of \$15,440 in funds for Speed Selective Enforcement and \$11,287 in funds for Alcohol Selective Enforcement.

Mr. Glenn Millican, County Planner, provided his monthly report. He informed the Board that he is speaking with the Tobacco Commission about potential grants to make improvements at the old Lunenburg Middle School. He



also advised that he is working on potential ordinance updates and revisions. He will provide additional information at a later date.

Administrator Gee provided her monthly report. She stated that Mr. Dillon Robertson with the Virginia Extension Office has asked for assistance with interviews of high school students for job training on the afternoons of November 15<sup>th</sup> & 16<sup>th</sup>. She advised that Chairman Slayton and Vice-Chairman Bacon will be the two voting members for the VACo conference. Administrator Gee noted that Mr. Alton Jordon with the Department of Aviation has approved the removal of obstructions at the airport. The airport is now operating on a non-conditional license. She requested approval of the Abstract of Votes from the November 6<sup>th</sup> Election.

**ABSTRACT of VOTES**

Cast in LUNENBURG COUNTY, VIRGINIA  
at the 2018 November General Election held on November 06, 2018 for:  
**United States Senate**

NAMES OF CANDIDATES ON THE BALLOT	TOTAL VOTES RECEIVED (IN FIGURES)
Cory A. Stewart - Republican	2480
Timothy M. Kaine - Democratic	1943
Matt J. Waters - Libertarian	51
Total Write-In votes [From Write-In Certifications]	1
[Valid Write-ins + Invalid Write-ins = Total Write In Votes]	

We, the undersigned Electoral Board, upon examination of the official records deposited with the Clerk of the Circuit Court of the election held on November 06, 2018, do hereby certify that the above is a true and correct Abstract of Votes cast at said election for the United States Senate.

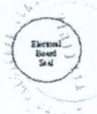
**ABSTRACT of VOTES**

Cast in LUNENBURG COUNTY, VIRGINIA  
at the 2018 November General Election held on November 06, 2018 for:  
**Member House of Representatives**  
District: 93


NAMES OF CANDIDATES ON THE BALLOT	TOTAL VOTES RECEIVED (IN FIGURES)
Denise L. Figgittman, III - Republican	2567
Leahle C. Cookman - Democratic	1911
Total Write-In votes [From Write-In Certifications]	8
[Valid Write-ins + Invalid Write-ins = Total Write In Votes]	

We, the undersigned Electoral Board, upon examination of the official records deposited with the Clerk of the Circuit Court of the election held on November 06, 2018, do hereby certify that the above is a true and correct Abstract of Votes cast at said election for the Member House of Representatives.

Given under our hands this 7th day of November, 2018

 James J. Pappas, Chairman  
Mary Ann Eaton, Vice Chairman  
Charles R. Slayton, Secretary  
Charles R. Slayton, Secretary, Electoral Board

Given under our hands this 7th day of November, 2018

 James J. Pappas, Chairman  
Mary Ann Eaton, Vice Chairman  
Charles R. Slayton, Secretary  
Charles R. Slayton, Secretary, Electoral Board

Supervisor Bacon made a motion, seconded by Supervisor Edmonds and unanimously approved, to approve the above Abstract of Votes from the November 6<sup>th</sup> Election.

County Attorney Rennie stated that he is a member of the War Memorial Board in Richmond. He advised that 12,000 veterans from Virginia are recognized at the memorial. He stated that they are in the process of sending out letters to counties and cities to request a one dollar donation for each veteran from that locality. He requested the Board's support in a donation from Lunenburg.

Supervisor Hankins made a motion, seconded by Supervisor Pennington and unanimously approved, to donate one dollar for each veteran from Lunenburg County recognized on the War Memorial.

County Attorney Rennie commented that tipping fees paid by CFS to the County began and are currently at \$1 per ton. He advised that the amount due to the County should be raised according to CFS's tipping fee. He will determine the amount that should be owed to the county per ton and send a request to CFS to update the amount once they surpass the annual minimum amount owed.

Supervisor Bacon made a motion, seconded by Supervisor Edmonds and unanimously approved, to adjourn.

Tracy M. Gee  
Tracy M. Gee, Clerk  
County Administrator

Charles R. Slayton, Chairman  
Board of Supervisors



BOARD OF SUPERVISORS

Charles R. Slayton, CHAIRMAN  
Election District 4

Frank W. Bacon, VICE-CHAIRMAN  
Election District 3


T. Wayne Hoover  
Election District 1

Mike Hankins  
Election District 2

Edward Pennington  
Election District 5

Alvester L. Edmonds  
Election District 6

Robert G. Zava  
Election District 7



Lunenburg County Administration  
11413 Courthouse Road  
Lunenburg, VA 23952

Tracy M. Gee  
County Administrator

Telephone: (434) 696-2142  
Facsimile: (434) 696-1798

November 30, 2018

Lunenburg County Board of Supervisors  
11413 Courthouse Road  
Lunenburg, VA 23952

Honorable County Supervisors:

The following warrants, including accounting for all voided checks are listed according to Code of Virginia § 15.2-1243 and § 15.2-1244 requiring your approval:

November 2018:

Payroll Direct Deposit:	\$ 132,194.45
Payroll Taxes Federal:	\$ 41,113.29
Payroll Taxes State:	\$ 7,405.31
Payroll VRS payment:	\$ 26,275.46
Payroll ICMA-RC payment:	\$ 332.18
Payroll Health Savings Deposits:	\$ 6,482.59
<i>Debt Service wire payments</i>	\$ 240,821.25
Accounts Payable: #56792-56961	\$ <u>164,351.80</u>

Total: \$ 618,976.33

Sincerely,

Tracy M. Gee  
County Administrator



CHECK#	VENDOR	CLASS	DATE	AMOUNT	DISCOUNT
56792	283 ADAMS PATRICIA M	000	11/15/2018	134.00	.00
56793	59 AT&T	000	11/15/2018	274.02	.00
56794	9999999 BAI USER GROUP	000	11/15/2018	50.00	.00
56795	472 BAKER LEROY	000	11/15/2018	75.00	.00
56796	125 BARNES REPAIR SHOP INC	000	11/15/2018	75.00	.00
56797	139 BENCHMARK COMMUNITY BANK	000	11/15/2018	2,404.87	.00
56798	414 BLAKE LINDA	000	11/15/2018	2,471.00	.00
56799	8 BMS DIRECT	000	11/15/2018	2,921.95	.00
56800	9999999 BROWN GREGORY ANTONIO	000	11/15/2018	56.61	.00
56801	371 BUG BUSTERS PEST CONT, INC	000	11/15/2018	298.00	.00
56802	10 CENTURYLINK ANALOG	000	11/15/2018	2,212.59	.00
56803	10 CENTURYLINK ANALOG	000	11/15/2018	178.82	.00
56804	53 CLEMENT DIANA W	000	11/15/2018	610.00	.00
56805	52 CLEMENT ROBERT E	000	11/15/2018	1,249.61	.00
56806	155 COFFEES CUSTOM EMBROIDERY	000	11/15/2018	104.00	.00
56807	55 COMMMTRONICS OF VA INC	000	11/15/2018	2,262.50	.00
56808	58 COWAN GATES PC	000	11/15/2018	3,058.00	.00
56809	290 CREATIVE PRODUCT SOURCING	000	11/15/2018	68.65	.00
56810	124 CROSSROADS COMMUNITY	000	11/15/2018	13,250.00	.00
56811	119 DATACARE, INC.	000	11/15/2018	58.59	.00
56812	44 DIAMOND SPRINGS WATER INC	000	11/15/2018	245.85	.00
56813	46 DOMINION ENERGY VIRGINIA	000	11/15/2018	967.39	.00
56814	712 ESTES MARY ANN	000	11/15/2018	106.28	.00
56815	642 FARMVILLE NEWSMEDIA	000	11/15/2018	354.00	.00
56816	65 FOSTER'S AUTO SERVICE	000	11/15/2018	57.00	.00
56817	24 GALLS, LLC	000	11/15/2018	400.40	.00
56818	645 GARRETT CHRISTOPHER DBA	000	11/15/2018	400.00	.00
56819	67 GCR COMPANY	000	11/15/2018	1,225.00	.00
56820	397 HALLMARK YOUTHCARE -	000	11/15/2018	1,465.00	.00
56821	807 HHM PORTA TOILET LLC	000	11/15/2018	375.00	.00
56822	158 JACK & SON	000	11/15/2018	3,057.85	.00
56823	9999999 JENKINS SARAH IRENE	000	11/15/2018	303.02	.00
56824	78 KENBRIDGE OFFICE SUPPLY	000	11/15/2018	6.38	.00
56825	77 KENBRIDGE SUPPLY COMPANY	000	11/15/2018	53.51	.00
56826	75 KENBRIDGE TIRE	000	11/15/2018	366.17	.00
56827	286 KEY OFFICE SUPPLY INC	000	11/15/2018	223.71	.00
56828	83 LUNENBURG ANIMAL HOSPITAL	000	11/15/2018	70.00	.00
56829	462 LUNENBURG MEDICAL CENTER	000	11/15/2018	17,914.00	.00
56830	86 MECKLENBURG COUNTY	000	11/15/2018	489.17	.00
56831	88 MSAG LLC	000	11/15/2018	21,125.00	.00
56832	90 NEW GENERATION	000	11/15/2018	50.00	.00
56833	148 NOTTOWAY PUBLISHING	000	11/15/2018	27.34	.00
56834	466 OWEN G. DUNN, CO, INC.	000	11/15/2018	63.53	.00
56835	92 PARKER OIL COMPANY	000	11/15/2018	100.00	.00
56836	360 PEGRAM, PHILLIP	000	11/15/2018	12.35	.00
56837	94 PETTY CASH FUND	000	11/15/2018	1,950.00	.00
56838	96 PIEDMONT REGIONAL JUV.	000	11/15/2018	688.44	.00
56839	769 SANGOMA TECHNOLOGIES	000	11/15/2018	28.44	.00
56840	146 SHELL FLEET PLUS	000	11/15/2018	148.50	.00
56841	652 SOUTHSIDE MESSENGER, THE	000	11/15/2018	30.00	.00
56842	821 TACS	000	11/15/2018	203.83	.00
56843	443 THARPE JAMES C	000	11/15/2018		.00

*Draymside*

*Charles R. Slayton*

11-15-18

11-15-18



A/P CHECK REGISTER  
Check Date - 11/15/2018

AP100B 11/15/2018 LUNENBURG COUNTY  
TIME-14:34:48

CHECK#	VEND#	VENDOR	CLASS	DATE	AMOUNT	DISCOUNT
56844	710	THREE RIVERS TREATMENT	000	11/15/2018	10,880.00	.00
56845	209	THYSSENKRUPP ELEVATOR	000	11/15/2018	4,018.84	.00
56846	262	TOWN GUN SHOP INC	000	11/15/2018	1,217.48	.00
56847	464	UNIVERSITY OF VIRGINIA	000	11/15/2018	75.00	.00
56848	172	US POSTAL	000	11/15/2018	200.00	.00
56849	113	VERIZON	000	11/15/2018	72.57	.00
56850	378	VIRGINIA SHERIFFS' ASSOC	000	11/15/2018	1,020.00	.00
56851	117	WALLACE AUTO PARTS	000	11/15/2018	5.98	.00
56852	361	WARD ANDREW S.	000	11/15/2018	100.00	.00
56853	173	WILCO JANITORIAL SUPPLIES	000	11/15/2018	890.43	.00
		CLASS TOTAL			99,911.19	.00
		ACH TOTAL			.00	
		CHECK TOTAL			99,911.19	
		FINAL TOTAL			99,911.19	.00

I HEREBY APPROVE THIS REGISTER FOR PAYMENT WITH EXCEPTIONS LISTED BELOW OR PREVIOUSLY DOCUMENTED.  
THE TOTAL 99,911.19- EQUALS THE WEEKLY LOG SHEET TOTALS AS ADJUSTED.

11-15-18  
DATE

11-15-18

Marym Hill  
COUNTY ADMINISTRATOR

Charles R. Stanton



# Nov. 2018 Election

AP100B 11/30/2018 LUNENBURG COUNTY  
 TIME- 9:58:35

A/P CHECK REGISTER  
 Check Date - 11/30/2018

CHECK#	VENDOR	CLASS	DATE	AMOUNT	DISCOUNT
56854	733 ALSTON BONNIE	000	11/30/2018	100.00	.00
56855	2 ARROWHEAD GUN CLUB	000	11/30/2018	25.00	.00
56856	771 BECK MARY ANN	000	11/30/2018	100.00	.00
56857	795 BETHLEHEM RZVA CHURCH	000	11/30/2018	25.00	.00
56858	775 BRIZEE BECKY WRIGHT	000	11/30/2018	100.00	.00
56859	748 BUCK ROBERT	000	11/30/2018	100.00	.00
56860	11 CLARK JODI L	000	11/30/2018	125.00	.00
56861	13 COLEMAN MARJORIE H	000	11/30/2018	100.00	.00
56862	825 CRUSE MABEL T.	000	11/30/2018	100.00	.00
56863	729 CURTIS DELESA	000	11/30/2018	145.00	.00
56864	16 DALTON DAVID A	000	11/30/2018	100.00	.00
56865	797 DAYTON MARILYN	000	11/30/2018	100.00	.00
56866	18 DOUGLAS SHIRLEY	000	11/30/2018	125.00	.00
56867	20 DUNN DANIEL J	000	11/30/2018	100.00	.00
56868	734 DUNN IRENA	000	11/30/2018	100.00	.00
56869	662 EPPS DARRYL SR.	000	11/30/2018	25.00	.00
56870	22 FLAT ROCK BAPTIST CHURCH	000	11/30/2018	145.00	.00
56871	23 FORD BEVERLY W	000	11/30/2018	100.00	.00
56872	25 GAULDING ANNE G	000	11/30/2018	100.00	.00
56873	29 GORDON MINNIE Y	000	11/30/2018	125.00	.00
56874	34 GREGORY MARY B	000	11/30/2018	100.00	.00
56875	33 GREGORY SR DONALD E	000	11/30/2018	145.00	.00
56876	35 HARDY JR GEORGE	000	11/30/2018	100.00	.00
56877	37 HILL JEANETTE E	000	11/30/2018	100.00	.00
56878	823 HOFFMAN GEORGE	000	11/30/2018	100.00	.00
56879	658 HURT JOHNNY	000	11/30/2018	100.00	.00
56880	659 HUSSLEIN GARY	000	11/30/2018	145.00	.00
56881	425 JOHNSON PAMELA	000	11/30/2018	100.00	.00
56882	43 JONES DAISY C	000	11/30/2018	100.00	.00
56883	732 KOZIANA BRENDA	000	11/30/2018	100.00	.00
56884	773 LEE GLORY ANN	000	11/30/2018	100.00	.00
56885	655 LEWIS ANGELA	000	11/30/2018	125.00	.00
56886	773 MAJOR ELIZABETH	000	11/30/2018	100.00	.00
56887	162 MEHERRIN VOLUNTEER	000	11/30/2018	25.00	.00
56888	233 NOYES FRANCIA F	000	11/30/2018	145.00	.00
56889	235 OTEY AVIS W	000	11/30/2018	145.00	.00
56890	654 OWENS MARY	000	11/30/2018	125.00	.00
56891	93 PAYNTER FREDERICK H	000	11/30/2018	100.00	.00
56892	237 PAYNTER MARJORIE T	000	11/30/2018	100.00	.00
56893	247 PEOPLES COMMUNITY CENTER	000	11/30/2018	25.00	.00
56894	822 REED SABRINA	000	11/30/2018	100.00	.00
56895	229 RIDDLE SHARON	000	11/30/2018	145.00	.00
56896	246 ROSEBUD BAPTIST CHURCH	000	11/30/2018	25.00	.00
56897	236 SHARPE CALVIN N	000	11/30/2018	125.00	.00
56898	243 SHELL BARBARA N	000	11/30/2018	145.00	.00
56899	656 SHELTON RITA	000	11/30/2018	100.00	.00
56900	660 STOKES LEFON	000	11/30/2018	100.00	.00
56901	772 STROHMEYER PATRICIA A	000	11/30/2018	100.00	.00
56902	391 STUGART JOANNE	000	11/30/2018	125.00	.00
56903	228 STUGART JOHN	000	11/30/2018	125.00	.00
56904	241 SWANSON BRENDA	000	11/30/2018	145.00	.00
56905	231 TISSDALE ELAINE S	000	11/30/2018	100.00	.00



CHECK#	VEND#	VENDOR	CLASS	DATE	AMOUNT	DISCOUNT
56906	384	TRAYLOR ZANE G.	000	11/30/2018	100.00	.00
56907	245	TUSSEKIAH BAPTIST CHURCH	000	11/30/2018	25.00	.00
56908	826	URBAN PHILLIP	000	11/30/2018	200.00	.00
56909	796	VICTORIA PUBLIC LIBRARY	000	11/30/2018	25.00	.00
56910	730	WATKINS PATRICIA	000	11/30/2018	100.00	.00
56911	238	WHITEHEAD LEO	000	11/30/2018	100.00	.00
56912	798	WILKINSON IRENE	000	11/30/2018	100.00	.00
56913	824	WILSON TODD	000	11/30/2018	100.00	.00
56914	227	WOLF SUSIE	000	11/30/2018	145.00	.00
		CLASS TOTAL			6,320.00	.00

ACH TOTAL .00

CHECK TOTAL 6,320.00

FINAL TOTAL 6,320.00 .00

I HEREBY APPROVE THIS REGISTER FOR PAYMENT WITH EXCEPTIONS LISTED BELOW OR PREVIOUSLY DOCUMENTED.  
 THE TOTAL 6,320.00- EQUALS THE WEEKLY LOG SHEET TOTALS AS ADJUSTED.

11-30-18  
 DATE

Maryanne  
 COUNTY ADMINISTRATOR

11-30-18

Charles R. Slayton



A/P CHECK REGISTER  
 Check Date - 11/30/2018

AP100B 11/30/2018 LUNENBURG COUNTY  
 TIME-11:22:39

CHECK#	VENDOR	CLASS	DATE	AMOUNT	DISCOUNT
56915	179 AFLAC	000	11/30/2018	1,249.81	.00
56916	711 ALLSTATE BENEFITS	000	11/30/2018	586.24	.00
56917	190 AMERIGAS	000	11/30/2018	470.02	.00
56918	177 ANTHEM BCBS	000	11/30/2018	24,555.00	.00
56919	999999 Crowder Tatyana L	000	11/30/2018	30.00	.00
56920	746 CANON SOLUTIONS AMERICA	000	11/30/2018	100.26	.00
56921	151 CASKIE GRAPHICS INC	000	11/30/2018	480.68	.00
56922	10 CENTURYLINK ANALOG	000	11/30/2018	89.89	.00
56923	54 COBB TECHNOLOGIES INC	000	11/30/2018	122.48	.00
56924	999999 COR ASSOC - CENTRAL DIST	000	11/30/2018	75.00	.00
56925	999999 CORELOGIC CENTRALIZED REF	000	11/30/2018	173.66	.00
56926	481 DE LAGE LANDEN	000	11/30/2018	137.00	.00
56927	191 DEARBORN NATIONAL LIFE	000	11/30/2018	170.10	.00
56928	44 DIAMOND SPRINGS WATER INC	000	11/30/2018	207.65	.00
56929	46 DOMINION ENERGY VIRGINIA	000	11/30/2018	3,494.02	.00
56930	820 EARHART, MARY K. PLLC	000	11/30/2018	180.00	.00
56931	568 ERY GORDON F.	000	11/30/2018	250.00	.00
56932	64 FIRST CITIZENS BANK	000	11/30/2018	66.57	.00
56933	65 FOSTER'S AUTO SERVICE	000	11/30/2018	701.05	.00
56934	66 FUEL FREEDOM CARD	000	11/30/2018	282.94	.00
56935	24 GALLS, LLC	000	11/30/2018	400.00	.00
56936	645 GARRETT CHRISTOPHER DBA	000	11/30/2018	85.55	.00
56937	751 HEALTH EQUITY	000	11/30/2018	43.50	.00
56938	816 J.D.POWER & ASSOCIATES	000	11/30/2018	160.13	.00
56939	78 KENERIDGE OFFICE SUPPLY	000	11/30/2018	7.96	.00
56940	77 KENERIDGE SUPPLY COMPANY	000	11/30/2018	38.53	.00
56941	286 KEY OFFICE SUPPLY INC	000	11/30/2018	1,724.00	.00
56942	80 KUSTOM SIGNALS INC	000	11/30/2018	18.95	.00
56943	651 LEGALSHIELD	000	11/30/2018	132.65	.00
56944	649 MECKLENBURG ELECTRIC	000	11/30/2018	235.61	.00
56945	794 MILLICAN GLENN	000	11/30/2018	86.00	.00
56946	148 NOTTOWAY PUBLISHING	000	11/30/2018	7.90	.00
56947	94 PETTY CASH FUND	000	11/30/2018	59.49	.00
56948	255 PITNEY BOWES INC.	000	11/30/2018	372.00	.00
56949	810 SIGNS, DESIGNS & MORE LLC	000	11/30/2018	94.96	.00
56950	263 SKELTON PLUMBING	000	11/30/2018	319.18	.00
56951	135 SOUTHSIDE ELECTRIC COOP	000	11/30/2018	50.00	.00
56952	443 THARPE JAMES C	000	11/30/2018	10,217.50	.00
56953	530 TIMMONS GROUP	000	11/30/2018	4,362.50	.00
56954	220 TREASURER OF VIRGINIA	000	11/30/2018	371.00	.00
56955	755 TREASURER OF VIRGINIA	000	11/30/2018	69.10	.00
56956	507 VACORP	000	11/30/2018	1,950.00	.00
56957	183 VALIC	000	11/30/2018	30.00	.00
56958	612 VALTA	000	11/30/2018	200.00	.00
56959	111 VIRGINIA CREDIT UNION	000	11/30/2018	451.06	.00
56960	999999 WELLS FARGO BANK	000	11/30/2018	89.93	.00
56961	809 WILLIAMS AMY S.	000	11/30/2018	58,245.61	.00
	CLASS TOTAL				
	ACH TOTAL			.00	
	CHECK TOTAL			58,245.61	
	FINAL TOTAL			58,245.61	.00

I HEREBY APPROVE THIS REGISTER FOR PAYMENT WITH EXCEPTIONS LISTED BELOW OR PREVIOUSLY DOCUMENTED.  
 THE TOTAL 58,245.61 - EQUALS THE WEEKLY LOG SHEET TOTALS AS ADJUSTED.

*Draymsue*  
*Charles R. Clayton*

11-30-2018  
11-30-2018



ACCOUNTING PERIOD - 2018/11

P/O NO.	VEND. NO.	VENDOR NAME	INVOICE NO.	CLS NO.	VOID DATE	CK ACCOUNT NO.	NET AMOUNT	CHECK NO.	CHECK DATE
0000	000293	COMMISSIONER OF THE	AUG 2018/LW	000	9/25/2018	4100-012310-5810-	75.00-	56631	9/30/2018
0000	000293	COMMISSIONER OF THE	1188-26-1	000	9/13/2018	4100-012310-5500-	25.00-	56631	9/30/2018
0000	000293	COMMISSIONER OF THE	1189-26-1	000	9/13/2018	4100-012310-5500-	25.00-	56631	9/30/2018
							125.00		

BATCH#- 57 CREATED BY GAIL ON 11/30/2018 RUN BY GAIL ON 11/30/2018



ACCOUNT NUMBER	ACCOUNT DESCRIPTION	PREVIOUS BALANCE	DEBIT	CREDIT	ENDING BALANCE
100-0001	** Treasurer Accountability **				
100-0010	** Assets **				
100-0100	Cash in Office	2,000.00			2,000.00
100-0101	Petty Cash Checking	400.00			400.00
100-0102	Benchmark Checking	7,352,923.50	1,641,600.03	2,081,238.26	6,913,285.27
100-0135	First Citizens - Extra Account				
100-0252	Caprin Investment - US Bank	1,169,353.33	1,568.94		1,170,922.27
100-0253	BB&T Checking	206,702.61	70.22		206,772.83
100-0355	Benchmark-Landfill Mitigation				
100-0705	First Citizens - School Food				
100-1252	First Citizens - School Textbook				
100-1253	SNAP Account - QSCB TRANE	5,913.81	29,390.74		35,304.55
100-1355	BB&T - IDA	74,715.35	25.38		74,740.73
100-1705	Benchmark - School Food				
	Benchmark - School Textbook				
	SNAP Account - CHS Addition				
	Benchmark - IDA	553,459.07	188.02		553,647.09
	** Assets **	9,365,467.67	1,672,843.33	2,081,238.26	8,957,072.74
	TOTAL ASSETS	9,365,467.67	1,672,843.33	2,081,238.26	8,957,072.74
300-0100	** Cash Balances **				
300-0132	General Fund Cash Balance	6,418,942.03	783,390.05	378,717.54	6,014,269.52
300-0135	Reassessment Fund Cash Balance	24,033.76			24,033.76
300-0136	Solid Waste Mgmt Cash Balance	487,568.13	12,851.43	22,857.39	497,574.09
300-0137	S/W Construction Cash Balance				
300-0213	Landfill Sites Cash Balance	702,640.63	3,047.40		699,593.23
300-0214	Law Library Cash Balance	21,878.77		47.30	21,926.07
300-0215	Asset Forfeiture Cash Balance	9,767.80		3.26	9,771.06
300-0220	E911 Cash Balance	457,121.01	58,019.43	18,120.62	417,222.20
300-0221	Cell Tower Cash Balance	32,458.80			32,458.80
300-0225	Airport Cash Balance	20,471.71	577.87	141.00	20,034.84
300-0226	Economic Development Cash Balance	201,947.09			201,947.09
300-0250	School Cash Balance				
300-0252	School Food Cash Balance	5,913.81	1,376,553.37	1,376,553.37	35,304.55
300-0253	School Textbook Cash Balance	74,715.35		29,390.74	74,740.73
300-0260	VPA Cash Balance				
300-0262	CSA Cash Balance				
300-0316	Fire/Rescue Cash Balance	140,683.14			140,683.14
300-0319	Project Lifesaver Cash Balance	3,557.67			3,557.67
300-0320	Voting Machine Cash Balance	14,014.25			14,014.25
300-0325	Capital Outlay Cash Balance				
300-0355	School Construction Cash Balance	195,000.00			195,000.00
300-0420	Debt Service Cash Balance	2,069.65			2,069.65
300-0701	Special Welfare Cash Balance	553,459.07			553,647.09
300-0705	IDA Cash Balance				
300-0715	Commonwealth Current Credit Account				
	** Cash Balances **	9,365,467.67	2,511,347.04	2,102,952.11	8,957,072.74
	TOTAL PRIOR YR FUND BALANCE	9,365,467.67	2,511,347.04	2,102,952.11	8,957,072.74
	TOTAL REVENUE				



-TREASURER TAX COLLECTION RATE SCHEDULE REPORT-  
THRU 11/30/2018

DEPT	TAXES	PPTRA	ABATEMENTS	NET TAX	PAYMENTS	OTHER ADJS	NET PAYMENTS	NET A/R
RE2011 1	3179753.87		3703.76-	3176050.11	3129111.30-	44417.73-	3173529.03-	2521.08
1 RE	32.40			32.40	32.40-		32.40-	100.00
HALF TOTALS=	3179786.27		3703.76-	3176082.51	3129143.70-	44417.73-	3173561.43-	2521.08
DEPT TOTALS=	3179786.27		3703.76-	3176082.51	3129143.70-	44417.73-	3173561.43-	2521.08
RE2012 1 RE	1600051.66		3676.46-	1596375.20	1586158.95-	9145.60-	1595304.55-	99.93
HALF TOTALS=	1600051.66		3676.46-	1596375.20	1586158.95-	9145.60-	1595304.55-	99.93
2 R2	1604714.92		7011.79-	1597703.13	1595942.63-	664.60-	1596607.23-	99.93
HALF TOTALS=	1604714.92		7011.79-	1597703.13	1595942.63-	664.60-	1596607.23-	99.93
DEPT TOTALS=	3204766.58		10688.25-	3194078.33	3182101.58-	9810.20-	3191911.78-	99.93
RE2013 1 RE	1615975.85		7652.80-	1608323.05	1592330.73-	14772.52-	1607103.25-	99.92
HALF TOTALS=	1615975.85		7652.80-	1608323.05	1592330.73-	14772.52-	1607103.25-	99.92
2 R2	1615710.67		8899.41-	1606811.26	1603846.79-	1657.17-	1605503.96-	99.92
HALF TOTALS=	1615710.67		8899.41-	1606811.26	1603846.79-	1657.17-	1605503.96-	99.92
DEPT TOTALS=	3231686.52		16552.21-	3215134.31	3196177.52-	16429.69-	3212607.21-	99.92
RE2014 1 RE	1621662.15		5053.32-	1616608.83	1602915.19-	12265.17-	1615180.36-	99.91
HALF TOTALS=	1621662.15		5053.32-	1616608.83	1602915.19-	12265.17-	1615180.36-	99.91
2 R2	1617319.15		6491.18-	1610827.97	1607963.57-	1290.85-	1609254.42-	99.90
HALF TOTALS=	1617319.15		6491.18-	1610827.97	1607963.57-	1290.85-	1609254.42-	99.90
DEPT TOTALS=	3238981.30		11544.50-	3227436.80	3210878.76-	13556.02-	3224434.78-	99.91
RE2015 1 RE	1632536.00		5056.17-	1627479.83	1613854.56-	11933.22-	1625787.78-	99.90
HALF TOTALS=	1632536.00		5056.17-	1627479.83	1613854.56-	11933.22-	1625787.78-	99.90
2 R2	1624504.36		5679.18-	1618825.18	1614030.64-	2155.70-	1616186.34-	99.84
HALF TOTALS=	1624504.36		5679.18-	1618825.18	1614030.64-	2155.70-	1616186.34-	99.84
DEPT TOTALS=	3257040.36		10735.35-	3246305.01	3227885.20-	14088.92-	3241974.12-	99.87
RE2016 1 RE	1639263.91		6079.60-	1633184.31	1608158.58-	15474.38-	1623632.96-	99.42
HALF TOTALS=	1639263.91		6079.60-	1633184.31	1608158.58-	15474.38-	1623632.96-	99.42
2 R2	1630250.23		7130.89-	1623119.34	1605284.49-	2798.83-	1608083.32-	99.07
HALF TOTALS=	1630250.23		7130.89-	1623119.34	1605284.49-	2798.83-	1608083.32-	99.07
DEPT TOTALS=	3269514.14		13210.49-	3256303.65	3213443.07-	18273.21-	3231716.28-	99.24
RE2017 1 RE	1642990.87		4560.06-	1638430.81	1598887.91-	12785.71-	1611673.62-	98.37
HALF TOTALS=	1642990.87		4560.06-	1638430.81	1598887.91-	12785.71-	1611673.62-	98.37
2 R2	1643267.95		6237.53-	1637030.42	1600936.70-	1881.56-	1602818.26-	97.91
HALF TOTALS=	1643267.95		6237.53-	1637030.42	1600936.70-	1881.56-	1602818.26-	97.91
DEPT TOTALS=	3286258.82		10797.59-	3275461.23	3199824.61-	14667.27-	3214491.88-	98.14



12/03/2018  
 13:55:12  
 DEPT H CLS

-TREASURER TAX COLLECTION RATE SCHEDULE REPORT-  
 THRU 11/30/2018

DEPT H CLS	TAXES	PPTRA	ABATEMENTS	NET TAX	PAYMENTS	OTHER ADJS	NET PAYMENTS	NET A/R	% COLLECTED
RE2018 1 RE	1746313.47		4948.48-	1741364.99	1669840.73-	9978.59-	1679819.32-	61545.67	96.47
HALF TOTALS=	1746313.47		4948.48-	1741364.99	1669840.73-	9978.59-	1679819.32-	61545.67	96.47
2 R2	1746313.47		5787.07-	1740526.40	1126442.60-	3056.20-	1129498.80-	611027.60	64.89
HALF TOTALS=	1746313.47		5787.07-	1740526.40	1126442.60-	3056.20-	1129498.80-	611027.60	64.89
DEPT TOTALS=	3492626.94		10735.55-	3481891.39	2796283.33-	13034.79-	2809318.12-	672573.27	80.68
RE TOTALS =	26160660.93		87967.70-	26072693.23	25155737.77-	144277.83-	25300015.60-	772677.63	97.04
COMP TOTALS=	26160660.93		87967.70-	26072693.23	25155737.77-	144277.83-	25300015.60-	772677.63	97.04



-TREASURER TAX COLLECTION RATE SCHEDULE REPORT-  
THRU 11/30/2018

DEPT	H	CLS	TAXES	PPTRA	ABATEMENTS	NET TAX	PAYMENTS	OTHER ADJS	NET PAYMENTS	NET A/R	%COLLECTED
PP2013	1	MH	12244.29		608.38-	11635.91	11209.75-	139.83-	11349.58-	286.33	97.54
	1	MR	3593.84		1055.40-	34838.44	34741.93-	24.02-	34765.95-	72.49	99.79
	1	MT	129755.06		951.09-	129803.97	119443.48-	30.00-	119473.48-	9330.49	92.76
	1	PP	1429417.46	517796.57-	70228.72-	841392.17	825459.63-	3905.17-	829364.80-	12027.37	98.57
	1	VL	260600.00		33777.80-	226822.35	221039.72-	700.99-	221740.71-	5081.49	97.76
	1	XX	742.35		742.35	742.35	742.35-		742.35-		100.00
HALF TOTALS=			1868653.00	517796.57-	106621.39-	1244235.04	1212636.86-	4800.01-	1217436.87-	26798.17	97.85
	2	H2	12002.98		437.38-	11565.60	11256.47-	12.35-	11268.82-	296.78	97.43
	2	PP	405.36	31.82-	373.54	373.54	373.54-		373.54-		100.00
	2	P2	1432125.02	520605.13-	839103.50	826864.15-	826864.15-	1190.59	825673.56-	13429.94	98.40
	2	R2	36122.82		589.80-	35407.62	35407.62-		35407.62-	125.40	99.65
	2	T2	132426.10		951.06-	131475.04	122144.57-		122144.57-	9330.47	92.90
	2	VL	7590.00		200.00-	7386.54	7386.54-	21.54	7365.00-	25.00	99.66
	2	X2	742.35		742.35	742.35	742.35-		742.35-		100.00
HALF TOTALS=			1621414.63	520636.95-	74594.63-	1026183.05	1004175.24-	1199.78	1002975.46-	23207.59	97.74
DEPT TOTALS=			3490067.63	1038433.52-	181216.02-	2270418.09	2216812.10-	3600.23-	2220412.33-	50005.76	97.80
PP2014	1	MH	12073.86		330.22-	11743.64	11352.26-	135.26-	11487.52-	256.12	97.82
	1	MR	40972.52		929.94-	40042.58	40010.32-	15.16-	40025.48-	17.10	99.96
	1	MT	147418.32		1130.48-	146287.84	137855.11-	881.10	136974.01-	9313.83	93.63
	1	PP	1442787.62	523143.53-	59030.72-	860613.37	841262.76-	3236.44-	84499.20-	16114.17	98.13
	1	VL	236725.00		5945.00-	230780.00	224903.28-	584.74-	225488.02-	5291.98	97.71
	1	XX	702.45		702.45	702.45	702.45-		702.45-		100.00
HALF TOTALS=			1880679.77	523143.53-	67366.36-	1290169.88	1256086.18-	3090.50-	1259176.68-	30993.20	97.60
	2	H2	12073.85		330.22-	11743.63	11423.86-	48.45-	11472.31-	271.32	97.69
	2	P2	1437984.65	523711.28-	56152.04-	858121.33	839769.64-	121.13	839648.51-	18472.82	97.85
	2	R2	40547.47		464.34-	40083.13	39986.83-		39986.83-	96.30	99.76
	2	T2	144065.53		1130.48-	142935.05	133621.22-		133621.22-	9313.83	93.48
	2	X2	702.45		702.45	702.45	702.45-		702.45-		100.00
HALF TOTALS=			1635373.95	523711.28-	58077.08-	1053585.59	1025504.00-	72.68	1025431.32-	28154.27	97.33
DEPT TOTALS=			3516053.72	1046854.81-	125443.44-	2343755.47	2281590.18-	3017.82-	2284608.00-	59147.47	97.48
PP2015	1	MH	12079.83		251.56-	11828.27	11386.63-	163.10-	11549.73-	278.54	97.65
	1	MR	41822.20		3167.59-	38654.61	38565.65-	77.86-	38643.51-	11.10	99.97
	1	MT	152155.17		4416.08-	147739.09	138668.26-		138668.26-	9070.83	93.86
	1	PP	1471338.46	531924.87-	44275.33-	895138.26	868197.38-	3843.71-	872041.09-	23097.17	97.42
	1	VL	237615.00		7340.00-	230275.00	224947.95-	537.05-	225485.00-	4790.00	97.92
	1	XX	736.74		320.77-	415.97	415.97-		415.97-		100.00
HALF TOTALS=			1915747.40	531924.87-	59771.33-	1324051.20	1282181.84-	4621.72-	1286803.56-	37247.64	97.19
	2	H2	12053.20		251.56-	11801.64	11462.66-	58.92-	11521.58-	280.06	97.63
	2	P2	1452571.92	527590.60-	40515.64-	884465.68	858408.10-	1490.19-	859898.29-	24567.39	97.22
	2	R2	41292.52		2701.98-	38590.54	38575.42-	4.02-	38579.44-	11.10	99.97
	2	T2	143082.42		4416.08-	138666.34	129595.51-		129595.51-	9070.83	93.46
	2	X2	736.73		320.76-	415.97	415.97-		415.97-		100.00
HALF TOTALS=			1649736.79	527590.60-	48206.02-	1073940.17	1038457.66-	1553.13-	1040010.79-	33929.38	96.84
DEPT TOTALS=			3565484.19	1059515.47-	107977.35-	2397991.37	2320639.50-	6174.85-	2326814.35-	71177.02	97.03
PP2016	1	MH	12253.84		114.19-	12139.65	11578.69-	214.24-	11792.93-	346.72	97.14



-TREASURER TAX COLLECTION RATE SCHEDULE REPORT-  
THRU 11/30/2018

DEPT H CLS	TAXES	PPTRA	ABATEMENTS	NET TAX	PAYMENTS	OTHER ADJS	NET PAYMENTS	NET A/R	
PP2016	1 MR 38011.08		935.65-	37075.43	36881.63-	175.74-	37057.37-	18.06	99.95
	1 MT 162468.35		1373.88-	161094.47	148899.88-	1211.08-	150110.96-	10983.51	93.18
	1 PP 1540651.82	527697.36-	38178.08-	974776.38	941123.40-	8984.91-	950108.31-	24668.07	97.47
	1 VL 234810.00		5165.00-	229645.00	223919.39-	1066.72-	224986.11-	4658.89	97.97
	1 XX 458.85			458.85	458.85-		458.85-		100.00
	1988653.94	527697.36-	45766.80-	1415189.78	1362861.84-	11652.69-	1374514.53-	40675.25	97.13
HALF TOTALS=									
	2 H2 12224.91		114.19-	12110.72	11640.94-	5.79	11635.15-	475.57	96.07
	2 P2 1525868.82	523188.81-	38043.14-	964636.87	935781.68-	1262.96-	937044.64-	27592.23	97.14
	2 R2 38010.77		935.64-	37075.13	37040.64-	16.43-	37057.07-	18.06	99.95
	2 T2 158029.62		1373.88-	156655.74	145547.20-		145547.20-	11108.54	92.91
	2 VL 175.00			175.00	175.00-		175.00-		100.00
	2 X2 458.85			458.85	458.85-		458.85-		100.00
	1734767.97	523188.81-	40466.85-	1171112.31	1130644.31-	1273.60-	1131917.91-	39194.40	96.65
HALF TOTALS=									
DEPT TOTALS=	3723421.91	1050886.17-	86233.65-	2586302.09	2493506.15-	12926.29-	2506432.44-	79869.65	96.91
PP2017	1 MH 12872.18		244.53-	12627.65	11876.64-	245.29-	12121.93-	505.72	96.00
	1 MR 42441.11		76.28-	42364.83	42196.84-	156.89-	42353.73-	11.10	99.97
	1 MT 171927.14		31.50-	171895.64	161363.52-	209.17-	161572.69-	10322.95	93.99
	1 PP 1609374.35	529762.09-	38479.88-	1041132.38	1004694.63-	8243.96-	1012938.59-	28193.79	97.29
	1 VL 241740.00		5985.00-	235755.00	228093.10-	936.52-	229029.62-	6725.38	97.15
	1 XX 458.85			458.85	458.85-		458.85-		100.00
	2078813.63	529762.09-	44817.19-	1504234.35	1448683.58-	9791.83-	1458475.41-	45758.94	96.96
HALF TOTALS=									
DEPT TOTALS=	3893413.91	1057572.49-	76002.26-	2759839.16	2659194.99-	10536.27-	2669731.26-	90107.90	96.74
PP2018	1 MH 11558.85		54.53-	11504.32	10239.61-	139.12-	10378.73-	1125.59	90.22
	1 MR 44274.28		3369.91-	40904.37	40478.39-	77.94-	40556.33-	348.04	99.15
	1 MT 167475.55		6025.61-	161449.94	146195.99-	63.01-	146258.94-	15191.00	90.59
	1 PP 1620176.52	525001.97-	39743.66-	1055430.89	974375.36-	7759.80-	982135.16-	73295.73	93.06
	1 VL 247740.00		7015.00-	240725.00	213512.59-	1004.10-	214516.69-	26208.31	89.11
	1 XX 894.60		383.25-	511.35	511.35-		511.35-		100.00
	2092119.80	525001.97-	56591.96-	1510525.87	1385313.23-	9043.97-	1394357.20-	116168.67	92.31
HALF TOTALS=									
DEPT TOTALS=	3936407.53	1049935.85-	106192.82-	2780278.86	1984752.22-	10600.63-	1995352.85-	784926.01	71.77
PP	TOTALS =	22124848.89	683065.54-	15138585.04	13956495.14-	46856.09-	14003351.23-	1135233.81	92.50



12/03/2018  
13:56:27  
DEPT H CLS

-TREASURER TAX COLLECTION RATE SCHEDULE REPORT-  
THRU 11/30/2018

TAXES	PPTRA	ABATEMENTS	NET TAX	PAYMENTS	OTHER ADJS	NET PAYMENTS	NET A/R
22124848.89	6303198.31-	683065.54-	15138585.04	13956495.14-	46856.09-	14003351.23-	1135233.81

COMP TOTALS= 22124848.89 6303198.31- 683065.54- 15138585.04 13956495.14- 46856.09- 14003351.23- 1135233.81 92.50



ACCT#	DESCRIPTION	BUDGET AMOUNT	APPR. AMOUNT	CURRENT AMOUNT	Y-T-D AMOUNT	BALANCE	UNCOLLECTED
FUND #-100							
11011	** RE Taxes **	3,423,500.00	3,423,500.00	99,998.49	187,408.65	3,236,091.35	94.52
11020	** Public Service **	210,000.00	210,000.00	7,332.53	7,327.19	202,672.81	96.51
11030	** Personal Property **	2,077,000.00	2,077,000.00	58,225.98	213,259.08	1,863,740.92	89.73
11040	** Machinery & Tools **	280,000.00	280,000.00	919.33	3,225.72	276,774.28	98.84
11050	** Merchant's Capital **	74,500.00	74,500.00	2,740.40	3,257.63	71,242.37	95.62
11060	** Penalties & Interest **	100,000.00	100,000.00	6,096.52	37,008.58	62,991.42	62.99
12010	** Local Sales & Use Taxes **	390,000.00	390,000.00	32,961.55	142,483.12	247,516.88	63.46
12020	** Consumer Utility Taxes **	22,000.00	22,000.00	2,376.09	8,481.57	13,518.43	61.44
12070	** Taxes on Recordation & Wills **	56,000.00	56,000.00	3,922.82	16,849.20	39,150.80	69.91
13010	** Animal Licenses **	8,000.00	8,000.00	230.00	510.00	7,490.00	93.62
13020	** Animal Fines & Kennel Fees **	3,000.00	3,000.00	95.00	730.00	2,270.00	75.66
13030	** Permits & Other Licenses **	22,400.00	22,400.00	1,973.77	9,808.94	12,591.06	56.21
13033	** Local Landfill Revenue **	205,000.00	205,000.00	12,772.57	148,124.21	56,875.79	27.74
14010	** Fines & Forfeitures **	52,600.00	52,600.00	2,548.02	15,817.19	36,782.81	69.92
14040	** Processing Fees **	1,500.00	1,500.00	135.09	547.90	952.10	63.47
15010	** Revenue From Use of Money **	23,000.00	23,000.00	4,143.74	18,572.90	4,427.10	19.24
15020	** Revenue From Use of Property **	31,500.00	31,500.00	874.79	8,808.04	22,691.96	72.03
16010	** Court Costs **	3,546.00	3,546.00	187.67	1,603.27	1,942.73	54.78
16020	** Charges Commonwealth Attorney **	1,500.00	1,500.00	71.15	482.65	1,017.35	67.82
18030	** Refunds **	.00	.00	37.20	240.40	240.40	100.00
18990	** Miscellaneous Revenue **	31,333.00	31,333.00	6,452.76	43,108.53	11,775.53	37.58
22010	** Non-Cateforical Aid **	1,079,332.00	1,079,332.00	7,692.78	75,853.98	1,003,478.02	92.97
23010	** Commonwealth's Attorney **	216,286.00	216,286.00	18,647.99	76,471.44	139,814.56	64.64
23020	** Sheriff **	719,546.00	719,546.00	60,849.18	232,907.90	486,638.10	67.63
23030	** Commissioner of Revenue **	78,968.00	78,968.00	6,489.93	25,368.05	53,599.95	67.87
23040	** Treasurer **	82,002.00	82,002.00	7,483.58	28,511.50	53,490.50	65.23
23060	** Registrar **	38,000.00	38,000.00	.00	.00	38,000.00	100.00
23070	** Clerk of Circuit Court **	185,170.00	185,170.00	17,031.71	65,164.12	120,005.88	64.80
24010	** Public Safety **	93,115.00	93,115.00	.00	22,477.40	70,637.60	75.86
24020	** Fire and Rescue Services **	40,500.00	40,500.00	.00	11,759.28	28,740.72	70.96
33010	** Public Safety **	62,500.00	62,500.00	7,205.50	7,205.50	55,294.50	88.47
41050	** Transfers In **	447,368.00	447,368.00	.00	.00	447,368.00	100.00
--FUND TOTAL--		10,059,166.00	10,059,166.00	369,496.14	1,413,373.94	8,645,792.06	85.94

FUND #-135

12020	** Solid Waste Mgmt **	175,000.00	175,000.00	16,585.17	62,746.95	112,253.05	64.14
24030	** Public Works **	7,000.00	7,000.00	6,202.00	6,202.00	798.00	11.40
--FUND TOTAL--		182,000.00	182,000.00	22,787.17	68,948.95	113,051.05	62.11

FUND #-137

41050	** Transfers In **	387,000.00	387,000.00	.00	.00	387,000.00	100.00
--FUND TOTAL--		387,000.00	387,000.00	.00	.00	387,000.00	100.00



ACCT#	DESCRIPTION	BUDGET AMOUNT	APPR. AMOUNT	CURRENT AMOUNT	Y-T-D AMOUNT	BALANCE	UNCOLLECTED	%
FUND # -213								
16010	** Court Costs **	1,000.00	1,000.00	47.30	238.40	761.60	76.16	
	--FUND TOTAL--	1,000.00	1,000.00	47.30	238.40	761.60	76.16	
FUND # -214								
15010	** Interest **	.00	.00	3.26	13.20	13.20	100.00	
24010	** Asset Forfeiture - State **	.00	.00	.00	1,202.81	1,202.81	100.00	
	--FUND TOTAL--	.00	.00	3.26	1,216.01	1,216.01	100.00	
FUND # -215								
22013	** Communications Tax **	315,000.00	315,000.00	18,120.62	112,599.09	202,400.91	64.25	
41050	** Transfers In **	99,650.00	99,650.00	.00	.00	99,650.00	100.00	
	--FUND TOTAL--	414,650.00	414,650.00	18,120.62	112,599.09	302,050.91	72.84	
FUND # -221								
15020	** Revenue from Use of Property **	10,500.00	10,500.00	141.00	2,417.95	8,082.05	76.97	
18990	** Miscellaneous Revenue **	3,000.00	3,000.00	.00	.00	3,000.00	100.00	
24090	** Airport Grant **	10,500.00	10,500.00	.00	2,636.25	7,863.75	74.89	
41050	** Transfers In **	3,000.00	3,000.00	.00	.00	3,000.00	100.00	
	--FUND TOTAL--	27,000.00	27,000.00	141.00	5,054.20	21,945.80	81.28	
FUND # -225								
41050	** Transfers In **	34,830.00	34,830.00	.00	.00	34,830.00	100.00	
	--FUND TOTAL--	34,830.00	34,830.00	.00	.00	34,830.00	100.00	
FUND # -226								
18990	** Miscellaneous Revenue **	16,170.00	16,170.00	.00	.00	16,170.00	100.00	
24090	** Tobacco Grants **	459,000.00	459,000.00	.00	.00	459,000.00	100.00	
33071	** VDOT TEA21 Grants **	69,490.00	69,490.00	.00	.00	69,490.00	100.00	
41050	** Transfers In **	34,830.00	34,830.00	.00	6,530.90	28,299.10	81.24	
	--FUND TOTAL--	579,490.00	579,490.00	.00	6,530.90	572,959.10	98.87	
FUND # -250								
16180	** Charges for Education **	468,724.00	468,724.00	855.20	41,936.27	426,787.73	91.05	
24100	** Education-State **	11,236,999.00	11,236,999.00	830,347.83	3,242,378.02	7,994,620.98	71.14	
33080	** Education-Federal **	1,842,609.00	1,842,609.00	1,690.55	24,234.60	1,818,374.40	98.68	



ACCT#	DESCRIPTION	BUDGET AMOUNT	APPR. AMOUNT	CURRENT AMOUNT	Y-T-D AMOUNT	BALANCE	UNCOLLECTED
41050	** Transfers In **	3,740,000.00	3,740,000.00	423,142.30	357,865.96	3,382,134.04	90.43
	--FUND TOTAL--	17,288,332.00	17,288,332.00	1,256,035.88	3,666,414.85	13,621,917.15	78.79
FUND #-252							
15010	** Revenue from Use of Money **	.00	.00	19.97	86.59	86.59	100.00-
16180	** Charges for Education **	.00	.00	14,814.08	67,645.32	67,645.32	100.00-
33080	School Food Federal	.00	.00	103,337.34	112,862.24	112,862.24	100.00-
	--FUND TOTAL--	.00	.00	118,171.39	180,594.15	180,594.15	100.00-
FUND #-253							
15010	** Revenue from Use of Money **	.00	.00	25.38	100.67	100.67	100.00-
	--FUND TOTAL--	.00	.00	25.38	100.67	100.67	100.00-
FUND #-260							
24060	** Welfare & Social Serv-State **	400,000.00	400,000.00	29,082.86	112,814.36	287,185.64	71.79
33010	** Welfare & Social Serv - Fed **	600,000.00	600,000.00	44,331.60	166,939.86	433,060.14	72.17
41050	** Transfers In **	152,000.00	152,000.00	7,217.67	38,526.88	113,473.12	74.65
	--FUND TOTAL--	1,152,000.00	1,152,000.00	80,632.13	318,281.10	833,718.90	72.37
FUND #-262							
16110	** CSA - Local **	5,000.00	5,000.00	65.94	381.80	4,618.20	92.36
24060	** CSA - State **	700,000.00	700,000.00	194,073.49	321,886.41	378,113.59	54.01
41050	** Transfers In **	240,000.00	240,000.00	114,453.26	22,771.18	262,771.18	109.48
	--FUND TOTAL--	945,000.00	945,000.00	79,686.17	299,497.03	645,502.97	68.30
FUND #-316							
41050	** Transfers In **	115,000.00	115,000.00	.00	115,000.00	.00	.00
	--FUND TOTAL--	115,000.00	115,000.00	.00	115,000.00	.00	.00
FUND #-317							
18990	Project Lifesaver	800.00	800.00	.00	.00	800.00	100.00
	--FUND TOTAL--	800.00	800.00	.00	.00	800.00	100.00
FUND #-319							
41050	** Transfers In **	5,000.00	5,000.00	.00	5,000.00	.00	.00
	--FUND TOTAL--	5,000.00	5,000.00	.00	5,000.00	.00	.00



ACCT#	DESCRIPTION	BUDGET AMOUNT	APPR. AMOUNT	CURRENT AMOUNT	Y-T-D AMOUNT	BALANCE UNCOLLECTED
<b>FUND #-320</b>						
41050	** Transfers In **	85,000.00	85,000.00	.00	85,000.00	.00
	--FUND TOTAL--	85,000.00	85,000.00	.00	85,000.00	.00
<b>FUND #-420</b>						
33080	** Education **	520,000.00	520,000.00	.00	.00	520,000.00
41050	** Transfers In **	1,145,000.00	1,145,000.00	.00	429,615.98	715,384.02
	--FUND TOTAL--	1,665,000.00	1,665,000.00	.00	429,615.98	1,235,384.02
<b>FUND #-705</b>						
15010	** Revenue from Use of Money **	.00	.00	188.02	747.03	747.03- 100.00-
	--FUND TOTAL--	.00	.00	188.02	747.03	747.03- 100.00-
<b>FUND #-715</b>						
18990	** Sheriff Fees **	.00	.00	999.93	3,440.88	3,440.88- 100.00-
24000	** Estimated Taxes **	.00	.00	708.00	63,653.00	63,653.00- 100.00-
25000	** State Income Taxes **	.00	.00	428.00	483.32	483.32- 100.00-
	--FUND TOTAL--	.00	.00	2,135.93	67,577.20	67,577.20- 100.00-
	--FINAL TOTAL--	32,941,268.00	32,941,268.00	1,947,470.39	6,775,789.50	26,165,478.50 79.43



ACCT#	DESCRIPTION	BUDGET AMOUNT	APPR. AMOUNT	CURRENT AMOUNT	Y-T-D AMOUNT	ENCUMBRANCE AMOUNT	UNENCUMBERED BALANCE	% REMAINING
FUND # -100								
11100	** Board of Supervisors **	49,320.00	49,320.00	3,638.22	19,390.59	.00	29,929.41	60.68
12100	** County Administration **	234,030.00	234,030.00	19,162.27	81,183.46	.00	152,846.54	65.31
12110	** Professional Services **	98,000.00	98,000.00	17,969.50	30,244.86	.00	67,755.14	69.13
12310	** Commissioner of Revenue **	212,200.00	212,200.00	16,720.12	64,792.44	.00	147,407.56	69.46
12410	** Treasurer **	232,560.00	232,560.00	16,426.31	71,768.04	.00	160,791.96	69.13
12510	** Data Processing **	90,000.00	90,000.00	8,175.72	40,121.18	.00	49,878.82	55.42
13100	** Electoral Board **	39,940.00	39,940.00	2,868.88	9,242.32	.00	34,697.68	86.87
13200	** Registrar **	79,715.00	79,715.00	6,507.91	29,176.77	.00	50,538.23	63.39
21100	** Circuit Court **	11,400.00	11,400.00	70.58	257.58	.00	11,142.42	97.74
21200	** General District Court **	6,000.00	6,000.00	108.91	775.20	.00	5,224.80	87.08
21300	** Magistrate **	1,325.00	1,325.00	111.48	234.92	.00	1,090.08	82.27
21600	** Juvenile/Domestic Court **	81,900.00	81,900.00	678.18	2,255.15	.00	79,644.85	97.24
21700	** Clerk of Circuit Court **	272,570.00	272,570.00	23,663.79	98,366.00	.00	174,204.00	63.91
21752	** Clerk Technology Trus- Funds **	.00	.00	1,504.68	1,504.68	.00	1,504.68	100.00
21800	** Courthouse Security **	16,400.00	16,400.00	8,622.47	7,777.53	.00	7,777.53	47.42
21910	** Victim/Witness Coordinator **	71,115.00	71,115.00	5,637.50	22,001.05	.00	49,113.95	69.06
22100	** Commonwealth Attorney **	293,140.00	293,140.00	23,138.35	95,834.97	.00	197,305.03	67.30
31200	** Sheriff & Law Enforcement **	1,241,520.00	1,241,520.00	92,426.15	384,374.09	.00	857,145.91	69.04
32400	** Fire & Rescue Appropriations **	244,240.00	244,240.00	32,385.00	120,874.00	.00	123,366.00	50.51
33200	** Piedmont Regional Jail **	430,000.00	430,000.00	80,541.31	197,813.87	.00	232,186.13	53.99
34000	** Building Official **	90,863.00	90,863.00	7,201.43	29,809.42	.00	61,053.58	67.19
35100	** Animal Control **	88,475.00	88,475.00	7,142.63	38,306.85	.00	50,168.15	56.70
43200	** Buildings & Grounds **	219,570.00	219,570.00	11,245.01	75,931.86	.00	143,638.14	65.41
51200	** Health Dept Appropriation **	110,000.00	110,000.00	.00	54,166.67	.00	55,833.33	50.75
51500	** Medical Examiner **	100.00	100.00	.00	80.00	.00	20.00	20.00
52500	** Crossroads CSB Appropriation **	53,000.00	53,000.00	.00	13,250.00	.00	39,750.00	75.00
52600	** STEPS Appropriation **	5,000.00	5,000.00	.00	18,974.00	.00	13,974.00	279.48
53600	** Madeline's House **	2,000.00	2,000.00	.00	1,000.00	.00	1,000.00	50.00
81100	** Planning **	30,000.00	30,000.00	308.67	308.67	.00	29,691.33	98.97
81110	** Conditional Use Permits **	1,200.00	1,200.00	342.01	396.01	.00	803.99	66.99
81200	** Community Development **	268,138.00	268,138.00	62,211.56	147,867.06	.00	120,270.94	44.85
81500	** Econ/Community Development **	68,575.00	68,575.00	3,074.16	11,825.29	.00	56,749.71	82.75
81600	** Industrial Dev. Authority **	55,000.00	55,000.00	.00	.00	.00	55,000.00	100.00
83000	** Cooperative Extension **	43,370.00	43,370.00	10,261.67	10,642.57	.00	32,727.43	75.46
91001	** Fringe Benefits **	78,500.00	78,500.00	35.00	40,782.50	.00	37,717.50	48.04
91489	** DMV Stops Expense **	25,000.00	25,000.00	2,800.00	9,275.00	.00	15,725.00	62.90
94000	** Capital Improvements **	100,000.00	100,000.00	.00	.00	.00	100,000.00	100.00
99000	** Transfers To Other Funds **	5,115,000.00	5,115,000.00	315,906.71	808,237.64	.00	4,306,762.36	84.19
	--FUND TOTAL--	10,059,166.00	10,059,166.00	774,377.99	2,535,687.18	.00	7,523,478.82	74.79
40423	** Solid Waste Collection **	182,000.00	182,000.00	12,729.26	50,210.20	.00	131,789.80	72.41
	--FUND TOTAL--	182,000.00	182,000.00	12,729.26	50,210.20	.00	131,789.80	72.41



ACCT#	DESCRIPTION	BUDGET AMOUNT	APPR. AMOUNT	CURRENT AMOUNT	Y-T-D AMOUNT	ENCUMBRANCE AMOUNT	UNENCUMBERED BALANCE	% REMAINING
FUND #-137								
40427	** Landfill Sites Expense **	207,000.00	207,000.00	3,047.40	6,908.56	.00	200,091.44	96.66
99000	** Transfers to Other Funds **	180,000.00	180,000.00	.00	.00	.00	180,000.00	100.00
	--FUND TOTAL--	387,000.00	387,000.00	3,047.40	6,908.56	.00	380,091.44	98.21
FUND #-213								
21900	** Expenses **	1,000.00	1,000.00	.00	.00	.00	1,000.00	100.00
	--FUND TOTAL--	1,000.00	1,000.00	.00	.00	.00	1,000.00	100.00
FUND #-214								
91400	** Asset Forfeiture **	.00	.00	.00	1,617.04	.00	1,617.04	100.00
	--FUND TOTAL--	.00	.00	.00	1,617.04	.00	1,617.04	100.00
FUND #-215								
31400	** 911 & E911 Expenditures **	299,650.00	299,650.00	58,008.50	158,811.53	.00	140,838.47	47.00
99000	** Transfers to Other Funds **	115,000.00	115,000.00	.00	115,000.00	.00	.00	.00
	--FUND TOTAL--	414,650.00	414,650.00	58,008.50	273,811.53	.00	140,838.47	33.96
FUND #-221								
40740	** Airport **	27,000.00	27,000.00	577.87	13,350.08	.00	13,649.92	50.55
	--FUND TOTAL--	27,000.00	27,000.00	577.87	13,350.08	.00	13,649.92	50.55
FUND #-225								
81000	** Econ Dev Expense Local **	34,830.00	34,830.00	.00	5,625.00	.00	29,205.00	83.85
99000	** Transfers To Other Funds **	.00	.00	.00	6,530.90	.00	6,530.90	100.00
	--FUND TOTAL--	34,830.00	34,830.00	.00	12,155.90	.00	22,674.10	65.09
FUND #-226								
81518	**Lunenburg Ind Site KV Road**	20,000.00	20,000.00	.00	.00	.00	20,000.00	100.00
81519	**Site Readiness II TIC**	490,000.00	490,000.00	.00	.00	.00	490,000.00	100.00
81551	** Va Retreat CRIEHT Grant **	69,490.00	69,490.00	.00	.00	.00	69,490.00	100.00
	--FUND TOTAL--	579,490.00	579,490.00	.00	.00	.00	579,490.00	100.00
FUND #-250								
61000	Instruction	12,096,312.00	12,096,312.00	931,503.20	2,309,179.37	.00	9,787,132.63	80.91



ACCT#	DESCRIPTION	BUDGET AMOUNT	APPR. AMOUNT	CURRENT AMOUNT	Y-T-D AMOUNT	ENCUMBRANCE AMOUNT	UNENCUMBERED BALANCE	% REMAINING
62000	Administration	798,752.00	798,752.00	67,722.24	332,473.27	.00	466,278.73	58.37
63000	Transportation	948,840.00	948,840.00	99,997.70	265,717.85	.00	683,122.15	71.99
64000	Operations & Maintenance	1,512,729.00	1,512,729.00	103,746.15	513,137.63	.00	999,591.37	66.07
67000	Capital Lease Principal	380,000.00	380,000.00	.00	.00	.00	380,000.00	100.00
68000	School Technology	590,000.00	590,000.00	53,066.59	219,554.75	.00	370,445.25	62.78
99000	** Transfers to Other Funds **	961,699.00	961,699.00	.00	.00	.00	961,699.00	100.00
	--FUND TOTAL--	17,288,332.00	17,288,332.00	1,256,035.88	3,640,062.87	.00	13,648,269.13	78.94
FUND #-252								
65100	School Food Expenditures	.00	.00	88,780.65	173,691.09	.00	173,691.09	100.00
	--FUND TOTAL--	.00	.00	88,780.65	173,691.09	.00	173,691.09	100.00
FUND #-260								
10000	** Disbursements **	452,000.00	452,000.00	.00	.00	.00	452,000.00	100.00
11000	Disbursements-State & Federal	.00	.00	33,135.76	125,094.24	.00	125,094.24	100.00
50000	** BASE **	700,000.00	700,000.00	47,470.62	193,173.15	.00	506,826.85	72.40
	--FUND TOTAL--	1,152,000.00	1,152,000.00	80,606.38	318,267.39	.00	833,732.61	72.37
FUND #-262								
53500	** CSA Fund Expense **	945,000.00	945,000.00	79,686.17	220,195.43	.00	724,804.57	76.69
	--FUND TOTAL--	945,000.00	945,000.00	79,686.17	220,195.43	.00	724,804.57	76.69
FUND #-316								
32400	** Emerg Services Capital Fund **	115,000.00	115,000.00	.00	.00	.00	115,000.00	100.00
	--FUND TOTAL--	115,000.00	115,000.00	.00	.00	.00	115,000.00	100.00
FUND #-317								
35700	Equipment Project Lifesaver	800.00	800.00	.00	1,314.83	.00	514.83	64.35
	--FUND TOTAL--	800.00	800.00	.00	1,314.83	.00	514.83	64.35
FUND #-319								
94440	** Voting Machine Fund **	5,000.00	5,000.00	.00	.00	.00	5,000.00	100.00
	--FUND TOTAL--	5,000.00	5,000.00	.00	.00	.00	5,000.00	100.00




ACCT#	DESCRIPTION	BUDGET AMOUNT	APPR. AMOUNT	CURRENT AMOUNT	Y-T-D AMOUNT	ENCUMBRANCE AMOUNT	UNENCUMBERED BALANCE	% REMAINING
<b>FUND #--320</b>								
94371	** Capital Outlay School **	85,000.00	85,000.00	.00	162,638.00	.00	77,638.00-	91.33-
	--FUND TOTAL--	85,000.00	85,000.00	.00	162,638.00	.00	77,638.00-	91.33-
<b>FUND #--420</b>								
95300	** Debt Service Courthouse **	515,000.00	515,000.00	.00	32,692.15	.00	482,307.85	93.65
95310	** Debt Service School **	1,065,000.00	1,065,000.00	.00	396,923.83	.00	668,076.17	62.73
99000	** Transfer to Other Funds **	85,000.00	85,000.00	.00	85,000.00	.00	.00	.00
	--FUND TOTAL--	1,665,000.00	1,665,000.00	.00	514,615.98	.00	1,150,384.02	69.09
<b>FUND #--705</b>								
81600	** Industrial Dev Authority **	.00	.00	.00	4,036.00	.00	4,036.00-	100.00-
	--FUND TOTAL--	.00	.00	.00	4,036.00	.00	4,036.00-	100.00-
<b>FUND #--715</b>								
91900	** Remittances to Commonwealth **	.00	.00	2,135.93	67,577.20	.00	67,577.20-	100.00-
	--FUND TOTAL--	.00	.00	2,135.93	67,577.20	.00	67,577.20-	100.00-
	--FINAL TOTAL--	32,941,268.00	32,941,268.00	2,355,986.03	7,996,139.28	.00	24,945,128.72	75.72



**VIRGINIA DEPARTMENT OF TRANSPORTATION**





VDOT Call Center - 1-800-367-ROAD

## South Hill Residency – Richmond District

### **LUNENBURG COUNTY**

BOS Meeting – December 13, 2018

#### **Maintenance Forces**

- Repaired shoulders on various routes.
- Cleaned pipes on various routes.
- Primary mowing ongoing.
- Cut brush and limbs on various routes.
- Repaired and replaced cross pipes on various routes.
- Route 639, Red Level Lane Rural Rustic Project is complete.
- Patched with tar kettle on various routes.
- Machined NHS roads and hauled stone as needed.
- Performed litter patrol and routine maintenance on various routes.



**LUNENBURG COUNTY SCHOOL BOARD**



# Lunenburg County Public Schools

2018-19

## Revenue - Expenditure Report

11/30/2018

### Revenue

	Budgeted	Current Month	Fiscal Year-to-Date	Balance	Percent Received
State Sales Tax	1,758,214	235,891.80	521,760.12	1,236,453.88	29.68%
State Funds	9,478,785	687,868.83	3,431,450.48	6,047,334.52	36.20%
Federal Funds	1,842,609	186,809.29	308,956.33	1,533,652.67	16.77%
**County Funds	3,740,000		0.00	3,740,000.00	0.00%
***Other Funds	468,724	15,709.64	115,463.66	353,260.34	24.63%
<b>Total Revenue</b>	<b>17,288,332</b>	<b>1,126,279.56</b>	<b>4,377,630.59</b>	<b>12,910,701.41</b>	<b>25.32%</b>

\*\* County Funds are used each month as needed to cover the difference between revenue and expenditures.

### Expenditures

	Budgeted*	Current Month	Fiscal Year-to-Date	Balance	Percent Used	CODE
Instruction	11,916,312	935,525.68	3,219,899.60	8,696,412.40	27.02%	
Textbooks	180,000	942.37	25,747.82	154,252.18	14.30%	
Total Instruction	12,096,312	936,468.05	3,245,647.42	8,850,664.58	26.83%	61000
Adm, At & Health	798,752	68,225.11	381,876.44	416,875.56	47.81%	62000
Transportation	948,840	107,643.35	373,361.20	575,478.80	39.35%	63000
Maintenance	1,512,729	107,440.48	620,578.11	892,150.89	41.02%	64000
School Food	961,699	98,965.97	291,479.00	670,220.00	30.31%	65000
Facilities					0.00%	66000
Debt Service	380,000			380,000.00	0.00%	67000
Technology	590,000	62,348.31	281,903.06	308,096.94	47.78%	68000
<b>Total Expenditures</b>	<b>17,288,332</b>	<b>1,381,091.27</b>	<b>5,194,845.23</b>	<b>12,093,486.77</b>	<b>30.05%</b>	

\* NOTE: Subject to revision